

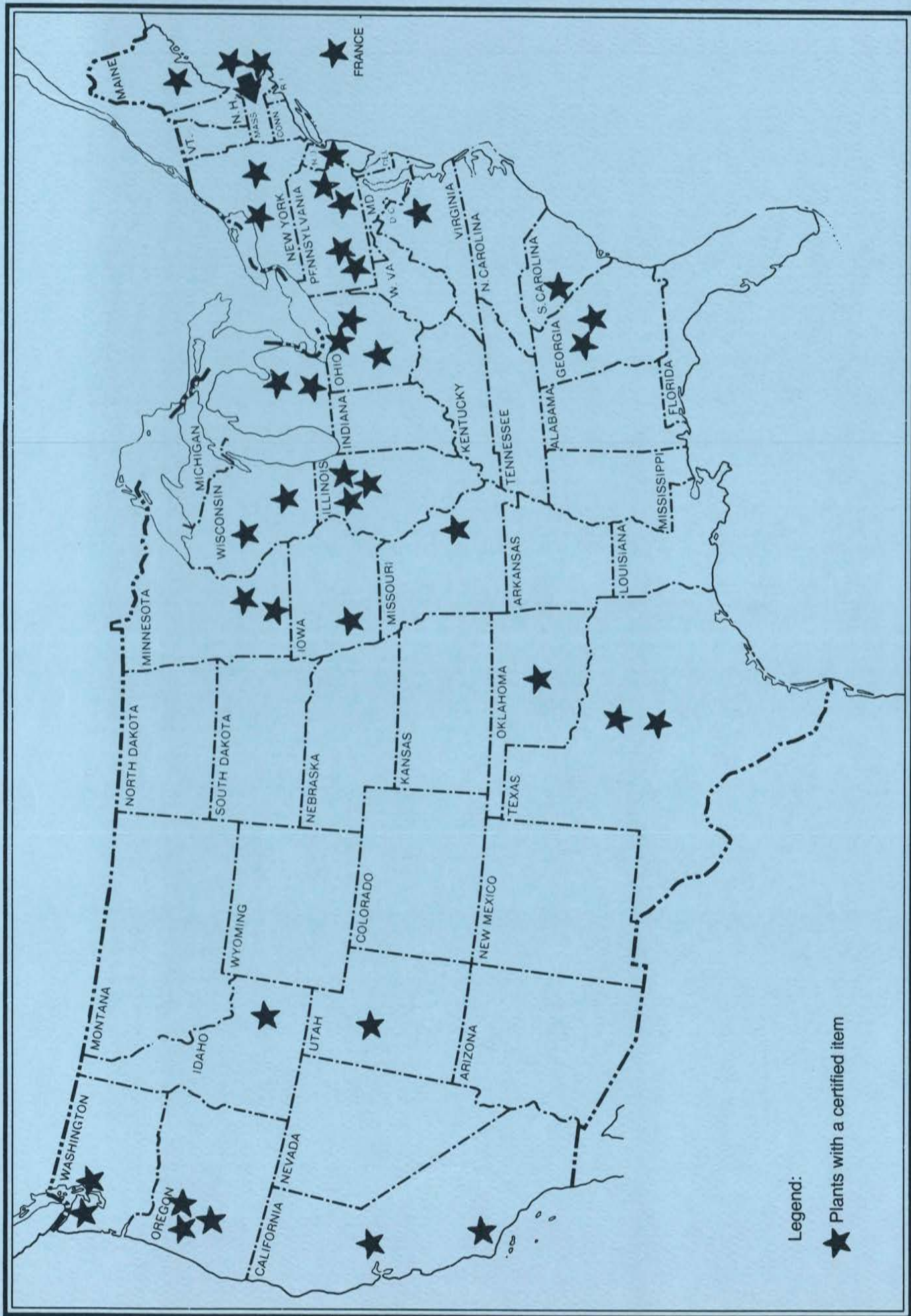
AUGUST 1, 1980



insulating glass certification council

Credibility in Industry Certification through Active Public Participation.

certified products directory
sealed insulating glass



Legend:

★ Plants with a certified item

TABLE OF CONTENTS

Program Concept	page 4
Certified Products	page 5
Prototypes in Progress	page 9
Board of Governors	page 10
Roster	page 11
Participants	page 12
IGCC® Label Requirements	page 14
Meetings of the Certification Committee	page 15
Advertising Guideline	page 16
Procedural Guide	page 18
Communications	page 22
Guidelines	page 23
IGCC® Approved Laboratories	page 28
Participant's Agreement	page 29
Proposed Specification for Sealed Insulating Glass	page 31

© Insulating Glass Certification Council,® 1980

PROGRAM CONCEPT

Manufacturers of sealed insulating glass units, consumers, specifiers, and others who are responsible for or concerned with the quality and performance of products purchased in the public interest, recognizing a need for a sound product testing and performance certification program, have jointly established the Insulating Glass Certification Council (IGCC). All IGCC Meetings are open to the public and public participation is encouraged.

IGCC is a non-profit organization which sponsors and directs a program of periodic accelerated laboratory testing and unannounced plant inspections to insure continuing product performance through specified standards. The testing specifications used are outlined in "ASTM E-6 P3 Proposed Specifications for Sealed Insulating Glass". These specifications basically classify sealed units into three categories; C, B, or A, depending upon durability in the accelerated testing. IGCC recognizes that ASTM E-6 P3 and related test methods E-6 P1 and E-6 P2, are "proposed recommended practices", not "full" ASTM standards at this time. It is the policy of IGCC to remain flexible in referencing specifications and test methods in order to best reflect changing technology and new developments.

IGCC's responsibilities through its administrator are to see that periodic inspections and independent laboratory tests are performed on participating manufacturers' products and to validate the right of that manufacturer to use the IGCC label on his product or product information claims.

Management and control of the program is vested in a Board of Governors made up equally of industry and public interest members. The public interest representatives are empowered with 50 per cent of the voting rights, and can veto any action, regardless of the number present at a meeting. This insures against industry dominance of IGCC action.

The organization is operated in compliance with the American National Standard Practice for Certification Procedures Z34.1-1947 (R1959).

The program is under the supervision of a qualified administrator who is not affiliated with any manufacturer of insulating glass, material supplier, or participating testing laboratory, and is hired by and responsible to the Insulating Glass Certification Council. The manufacturers of the products listed herein have certified that the labeled materials comply with the performance characteristics established by ASTM E-6 P3. The compliance of the manufacturers with the requirements of that specification is validated periodically by the IGCC administrator through inspections and testing by an independent testing laboratory under his direction.

Every manufacturer of insulating glass is eligible and encouraged to apply for the right to use the IGCC label. However, permission to use the label is not granted until an independent laboratory test verifies compliance with the requirements. Once all requirements have been met, each product is assigned an IGCC number to identify the product, performance class, and the factory in which it is made. Throughout the year, IGCC requires the manufacturer to certify that the labels are being used only on units that are produced in the same manner and with the same materials as the tested specimens. Based upon these declarations, IGCC authorizes continued use of the IGCC label and the product listing published in this directory.

The Insulating Glass Certification Council wishes to recognize the substantial contributions made by the Safety Glazing Certification Council; the Sealed Insulating Glass Manufacturers Association, American Society for Testing and Materials, the National Bureau of Standards, FHA, HUD, Public Interest Persons, the Industry, and particularly consumers. Without input from such a broad cross-section, this program would not be possible.

CERTIFIED PRODUCTS

Licensee	IGCC Number	Corner Construction	Spacer	Desiccant	Sealant
A.B.S. Enterprises, Inc. 148 N.E. 48 Oklahoma City, Oklahoma 73118 405-528-7031	IGCC-166 CBA	DCK	AL	MS	PS
Armour World Wide Glass Company 9401 Ann Street Santa Fe Springs, California 90670 213-723-0851	IGCC-144 CBA	ALK/S	AL	MS/SG	B/PS
Belknap Glass Company 8462 South 190 Kent, Washington 98031 206-271-3450	IGCC-133 CBA	DCK	AL	MS/SG	B/PS
Bennett's Insulating Plant 564 Hemmert Drive Idaho Falls, Idaho 83401 208-524-5310	IGCC-157 CBA	DCK	AL	MS/SG	HMB
Better Thermo Unit 2 + 2 1530 Landmeier Road Elk Grove Village, Illinois 60007 312-593-2980	IGCC-164 CBA	ALK/S	AL	MS/SG	B/PS
Burton Enterprises, Inc. MacArthur Avenue Cobleskill, New York 12043 518-234-3595	IGCC-140 C	NYK	AL	MS/SG	PS
C-E Glass 825 Hylton Road Pennsauken, New Jersey 08110 609-662-0400	IGCC-184 C	NYK	AL	MS	PS
C-E Glass 1548 Stone Ridge Drive Stone Mountain, Georgia 30083 404-934-0333	IGCC-182 C IGCC-183 CBA	DCK DCK	AL AL	MS/SG MS/SG	PS B/PS
C-E Glass P.O. Box 324 Warrenton, Missouri 63383 314-456-3452	IGCC-185 CBA IGCC-186 CBA IGCC-187 C	ALK/S ALK/S NYK	AL AL AL	MS MS MS	B/PS B/S PS
Capitol Glass and Aluminum Corp. 3515 South 300 West Salt Lake City, Utah 84115 801-268-2521	IGCC-176 CBA	ALK/S	AL	MS/SG	B/S
Cardinal Insulated Glass Company Iowa 25 North Greenfield, Iowa 50849 515-743-2134	IGCC-155 CBA	ALK/S	AL	MS/SG	B/S
Cardinal Insulated Glass Company 7115 West Lake Street Minneapolis, Minnesota 55426 612-929-0317	IGCC-154 CBA	ALK/S	AL	MS/SG	B/S

CERTIFIED PRODUCTS

Licensee	IGCC Number	Corner Construction	Spacer	Desiccant	Sealant
Cardinal Insulated Glass Company 1011 East Madison Spring Green, Wisconsin 53588 608-588-7415	IGCC-181 CBA	ALK/S	AL	MS/SG	B/S
Chrome-A-Seal Insulating Glass Division of Utica Glass Company 700 Railroad Street Rome, New York 13440 315-336-6100	IGCC-152 CB	NK/BR	ST	MS	B/PS
Double Seal Glass Company, Inc. 1976 Bagwell Avenue Flint, Michigan 48501 313-744-2220	IGCC-161 CBA	DCK	AL	MS	PS
Ellstrom Manufacturing, Inc. 1540 N.W. Ballard Way Seattle, Washington 98107 206-789-3000	IGCC-165 CBA	DCK	AL	MS	PS
Graham Architectural Products Corp. 1551 Mt. Rose Avenue York, Pennsylvania 17403 717-848-3755	IGCC-167 CBA	DCK	AL	MS/SG	HMB
Havlin-Witkin Sacramento 160 Main Avenue Sacramento, California 95838 916-929-4401	IGCC-160 CBA	ALK/S	AL	MS/SG	B/S
Ideal Company 2400 Franklin Avenue Waco, Texas 76703 817-754-4631	IGCC-145 CB	NYK	AL	MS/SG	PS
Illinois Valley Glass & Mirror Co., Inc. 3300-10 N.E. Adams Street Peoria, Illinois 61603 309-682-6603	IGCC-147 CBA	NYK	AL	MS	HMB
Kensington Manufacturing Company P.O. Box 571 Leechburg, Pennsylvania 15656 412-845-8133	IGCC-146 CBA	NYK	AL	MS	HMB
Le Vitrage Isolant S.A. Zone Industrielle Gaillefontaine, France 76870 (35) 90.97.70	IGCC-150 CBA IGCC-179 CBA	NK/BR ALK/S	ST AL	MS MS	B/PS B/PS
Louisiana-Pacific Corporation 4409 S. Cleveland Massillon Road Norton, Ohio 44203 216-745-1661	IGCC-127 C	DCK	AL	MS/SG	PS
Mercer Industries, Inc. 2636 N.W. Twenty-sixth Portland, Oregon 97210 503-226-2511	IGCC-177 CB	NYK	AL	MS	PS

CERTIFIED PRODUCTS

Licensee	IGCC Number	Corner Construction	Spacer	Desiccant	Sealant
Multipane of New England, Inc. 105 Norwood Avenue Newtonville, Massachusetts 02160 617-964-8188	IGCC-130 C	DCK	AL	MS	PS
Ohio Plate Glass Company 2345 Industrial Drive Sidney, Ohio 45365 513-498-4521	IGCC-114 CBA	ALK/S	AL	MS	B/PS
PPG Industries, Inc. 2410 Squire Place Dallas, Texas 75234 214-243-8141	IGCC-158 CBA	ALK	ST	MS	B/HMB
PPG Industries, Inc. 500 Third Avenue Ford City, Pennsylvania 16226 412-762-1211	IGCC-159 CBA	NK/W	ST	MS	B/HMB
Quakerpane, Inc. 357 Fairview Avenue Quakertown, Pennsylvania 18951 215-538-1445	IGCC-180 CBA	NK	AL	MS	B/S
Salem Aluminum Window Co., Inc. 1337 Madison Street, N.E. Salem, Oregon 97303 503-364-0126	IGCC-168 C	ALK	NY	MS	HMB
Solar Seal Company 213 Turnpike Street Stoughton, Massachusetts 02072 617-344-9022	IGCC-117 CBA IGCC-163 CBA	ALK/S ALK/S	AL AL	MS MS	B/PS B/S
Solar Seal South, Inc. 100 South Leadbetter Road Ashland, Virginia 23005 804-798-6051	IGCC-148 CBA	ALK/S	AL	MS	B/PS
Soule Glass Industries 89 Hildreth Street Bangor, Maine 04401 207-945-9481	IGCC-156 CBA	DCK	AL	MS	PS
Southern Wholesale Glass, Inc. 3200 Austell Road Marietta, Georgia 30060 404-432-2255	IGCC-141 CB	NYK	AL	MS	PS
Sun*Tek Industries, Inc. 5 Progress Way; P.O. Box 233 Woodburn, Oregon 97071 503-981-3991	IGCC-162 C	NYK	AL	MS	PS
Twin Pane; Division of Philips Industries, Inc. 4882 Edwards Road Taylors, South Carolina 29687 803-268-4211	IGCC-175 CBA IGCC-188 CBA IGCC-189 CBA	NK/S NK/S NYK	AL AL AL	MS/SG MS/SG MS/SG	B/PS B/S B/PS

41 Blank
 57 2/20/80

CERTIFIED PRODUCTS

Licensee	IGCC Number	Corner Construction	Spacer	Desiccant	Sealant
Twin Pane; Division of Philips Industries, Inc. 31251 Industrial Road Livonia, Michigan 48150 313-522-8400	IGCC-171 CBA	NYK	AL	MS/SG	B/PS
	IGCC-172 CBA	NK/S	AL	MS/SG	B/S
	IGCC-173 CBA	NK/S	AL	MS/SG	B/PS
	IGCC-174 CBA	NYK	AL	MS/SG	B/PS
Ultralum 960 Seville Road Wadsworth, Ohio 44281 216-336-3523	IGCC-151 CBA	NYK	AL	MS/SG	HMB
Viracon, Inc. 1001 Foster Avenue Bensenville, Illinois 60106 312-595-3750	IGCC-170 CBA	DCK	AL	MS/SG	PS
Viracon, Inc. 800 Park Drive Owatonna, Minnesota 55060 507-451-9555	IGCC-153 CBA	ALK/S	AL	MS/SG	B/PS
	IGCC-169 CBA	ALK/S	AL	MS/SG	B/S
Weather Shield Glass Division 675 East Allman Street Medford, Wisconsin 54451 715-748-2100	IGCC-143 CB	PLK	AL	MS	PS
	IGCC-178 CBA	PLK	AL	MS	PS

Key

Sealant:

PS = Polysulfide
 B = Polyisobutylene
 S = Silicone
 HMB = Hot melt butyl

Desiccant:

MS = Molecular sieve
 SG = Silica gel

Corner:

ALK = Aluminum key
 DCK = Die cast key
 NYK = Nylon key
 PLK = Plastic key
 NK = No key

Spacer:

AL = Aluminum
 ST = Steel

S = Soldered
 W = Welded
 BR = Brazed

Note: The materials of construction as listed above are presented as general information only. The designations for the various component parts are generic and do not reflect specific product modifications or technical differences within a component. For more detailed information on components, contact your insulating glass supplier.

“PROTOTYPE IN PROGRESS”

The following manufacturers have a prototype test in progress for possible inclusion in the IGCC program.

MANUFACTURER	DATE OF FABRICATION	DATE OF CONTRACT
Amcors Industries, Inc. Delmont, Pennsylvania	April 24, 1980	
J. E. Berkowitz, Inc. Westville, New Jersey	May 12, 1980	
Binning's Building Products Lexington, North Carolina	November 29, 1979	
Champion Insulated Glass Company Woburn, Massachusetts		July 31, 1980
Economy Glass Corporation Boston, Massachusetts	May 8, 1980	
F.G.M. Insulating Glass Company, Inc. Hauppauge, New York		May 5, 1980
General Glass Corporation Denver, Colorado	March 24, 1980	
PPG Industries, Inc. Miami, Florida	May 8, 1980	
Pacific Tempered Glass Corporation Wilsonville, Oregon	May 30, 1980	
Three Rivers Aluminum Company, Inc. Zelienople, Pennsylvania	April 25, 1980	
Twin Seal Industries, Inc. Denver, Colorado	March 24, 1980	

Note: An additional 20 models are in prototype testing, however, these manufacturers have not elected to be listed.

66 84
41 53
25 31

IGCC BOARD OF GOVERNORS

Representing Public Interest

Mr. Richard C. Elstner, S.E.
Wiss, Janney, Elstner and Associates
P.O. Box 10130
Honolulu, Hawaii 96816
Telephone 808-732-3633

Mrs. Sylvia Lav
71 Southgate Circle
Massapequa Park, New York 11762
Telephone 516-798-6323

Dr. Joseph E. Minor, P. E.
Institute for Disaster Research
Texas Tech University
P. O. Box 4089
Lubbock, Texas 79409
Telephone 806-742-3523

Dr. Orville L. Pierson
2120 Village of Pennbrook
Levittown, Pennsylvania 19054
Telephone 215-547-2937

Dr. Donald R. Uhlmann
Massachusetts Institute of Technology
Building 13-4005
Cambridge, Massachusetts 02139
Telephone 617-253-6895

Mr. Jerry Wulf
Andersen Corporation
Bayport, Minnesota 55003
Telephone 612-439-5150

Representing Industry

Mr. Colin S. Brady
Twin Pane
31251 Industrial Road
Livonia, Michigan 48150
Telephone 313-522-8400

Mr. DeWitt W. Markham
Products Research and Chemical Corp.
410 Jersey Avenue
Gloucester City, New Jersey 08030
Telephone 609-456-5700

Mr. Thomas P. Martin
C-E Glass
825 Hylton Road
Pennsauken, New Jersey 08110
Telephone 609-662-0400

Mr. Roger D. O'Shaughnessy
Cardinal Insulated Glass Company
6700 Excelsior Boulevard
Minneapolis, Minnesota 55426
Telephone 612-935-1722

Mr. Paul Thompson
Havlin-Witkin Sacramento
160 Main Avenue
Sacramento, California 95838
Telephone 916-929-4401

Mr. Donald J. Vild
Libbey-Owens-Ford Company
1701 East Broadway
Toledo, Ohio 43605
Telephone 419-247-4231

ROSTER

May, 1980

BOARD OF GOVERNORS

Representing Public Interest

Richard C. Elstner, Wiss, Janney, Elstner
 Sylvia Lav, Consumer
 Joseph E. Minor, Texas Tech University
 Orville L. Pierson, Consumer
 Donald R. Uhlmann, M.I.T.
 Jerry Wulf, Andersen Corporation

Representing Industry

Colin S. Brady, Twin Pane
 DeWitt W. Markham, PRC
 Thomas P. Martin, C-E Glass
 Roger D. O'Shaughnessy, Cardinal
 Paul Thompson, Havlin-Witkin
 Donald J. Vild, Libbey-Owens-Ford

IGCC Officers

Donald J. Vild, President
 Colin S. Brady, Vice President
 Joseph E. Minor, Secretary
 Orville L. Pierson, Treasurer

IGCC CERTIFICATION COMMITTEE

Colin S. Brady, Chairman
 Jerry Wulf, Vice Chairman

<u>Licensee</u>	<u>Primary Member</u>	<u>First Alternate</u>	<u>Second Alternate</u>
Blomberg Window Systems	Thomas B. Blomberg		
Burton Enterprises	Robert B. Price		
C-E Glass	Thomas P. Martin		
Cardinal Insulated Glass Company	Roger D. O'Shaughnessy	Robert F. Erke	James Effinger
Economy Glass Corporation	Julius Pearl		
General Glass Corporation	Paul Toltz		
Glastek	Jack D. Ferrell		
Havlin-Witkin Sacramento	Paul Thompson		
Ideal Company	Allan J. Cunningham		
Illinois Valley Glass & Mirror	Warren R. Watkins		
Le Vitrage Isolant, S.A.	Pierre Chavy (non-voting)		
Libbey-Owens-Ford Company	Donald J. Vild	Sam E. Baldwin	A. William Lingnell, III
PPG Industries, Inc.	Robert G. Spindler	Samuel Saloum, Jr.	Richard T. McGuire
Salem Aluminum Window Company	George E. Logan		
Semling-Menke Company	Bert Hout		
Solar Seal Corporation	Frederic P. Shaw, Jr.		
Soule Glass Industries	Preston J. Richardson		
Southern Wholesale Glass	Douglas A. Long		
Twin Pane	Colin S. Brady	Paul Daugherty	
Viracon, Inc.	Harold Landsman	John Huper	
Weather Shield Glass Division	David Shield	James Sorge	

Members by virtue of being a governor

Wiss, Janney, Elstner	Richard C. Elstner
Consumer	Sylvia Lav
Texas Tech University	Joseph E. Minor
Consumer	Orville L. Pierson
M.I.T.	Donald R. Uhlmann
Andersen Corporation	Jerry Wulf

Legal Counsel:

Jenner and Block

Auditor:

Joseph B. Press, CPA

Administrative Manager:

Robert A. Nance

Administrative Staff:

Richard W. Abels
 Rose Goodwin
 Jan Nance

Participants (Suppliers)

Allmetal, Inc.
636 Thomas Drive
Bensenville, Illinois 60106
Mr. Richard E. Andresen

Bostik GmbH
Gattenhoferweg 36
D-637 Oberursel, West Germany
Mr. Jorgen Canmar

Eagle Chemical Company, Inc.
P.O. Box 8116
Cincinnati, Ohio 45208
Mrs. Mercedes Robbert

Ford Motor Company Glass Division
300 Renaissance Center
P.O. Box 43343
Detroit, Michigan 48243
Mr. Robert S. Lemkuhl

H.B. Fuller Company
5220 Main Street, N.E.
Minneapolis, Minnesota 55421
Mr. David B. Massey

General Electric Silicone Products Division
Waterford, New York 12188
Mr. Alfred G. Sanford
Mr. Stanley J. Bessmer

W.R. Grace and Company
P.O. Box 2117
Baltimore, Maryland 21203
Mr. John F. Thomas

Hygrade Metal Moulding Manufacturing Corporation
540 Smith Street
Farmingdale, New York 11735
Mr. Jack Stern

Insulating Glass Systems
340 Vista Park Drive
Pittsburgh, Pennsylvania 15205
✓ Mr. Gus Barbarine
Mr. Vincent P. Sadlek

LaPorte Industries, Ltd.
Luton, Bedfordshire
United Kingdom LU4 8EW
Mr. Alan Jarvis

C. R. Laurence Company, Inc.
2503 East Vernon Avenue
Los Angeles, California 90058
Mr. Pete Viscovich

Norton Company
Interstate 290 Industrial Park
Northboro, Massachusetts 01532
Mr. L. D. Donovan

Products Research and Chemical Corporation
410 Jersey Avenue
Gloucester City, New Jersey 08030
Mr. DeWitt W. Markham

Thiokol Corporation
930 Lower Ferry Road
Trenton, New Jersey 08650
Mr. Armen D. Yazujian

Union Carbide Corporation
308 Harper Drive
Moorestown, New Jersey 08057
Mr. Gary I. Mankin

Tremco, Inc.
10701 Shaker Boulevard
Cleveland, Ohio 44104
✓ Mr. James A. Box
Mr. William J. Golla

Woodmont Products, Inc.
County Line and New Roads
Huntingdon Valley, Pennsylvania 19006
Mr. William R. Berlinghoff

Zeochem
P. O. Box 32370
Louisville, Kentucky 40230
Mr. William M. McKinney

Participants (Non Suppliers)

Mr. Donald J. Conwell
2409 Olson Drive
Kettering, Ohio 45420

Mr. Richard C. Elstner
Wiss, Janney, Elstner and Associates
P.O. Box 10130
Honolulu, Hawaii 96816

Dr. Mahn Hee Hahn
19444 St. Johnsbury Lane
Germantown, Maryland 20767

Mr. A. Risher Hall
134 Dorchester Drive
Vincentown, New Jersey 08088

Mrs. Sylvia Lav
71 Southgate Circle
Massapequa Park, New York 11762

Mr. Ancel L. Lee, Jr.
Architectural Testing, Inc.
1360 North George Street
York, Pennsylvania 17404

Dr. Joseph E. Minor
Texas Tech University
Institute for Disaster Research
P.O. Box 4089
Lubbock, Texas 79409

Dr. Orville L. Pierson
2120 Village of Pennbrook
Levittown, Pennsylvania 19054

Mr. Robert Schwartz
Skidmore, Owings & Merrill
103 Hooverton Place
East Windsor, New Jersey 08520

Mr. James L. Spetz
Jim Spetz Testing Laboratory
29308 Armadale Avenue
Wickliffe, Ohio 44092

Mr. Samuel Steen
1119 DuPont Plaza Center
Miami, Florida 33131

Dr. Donald R. Uhlmann
Massachusetts Institute of Technology
Building 13-4005
Cambridge, Massachusetts 02139

Mr. Alonzo S. Westbrook
State of Tennessee
Division of Architectural Services
One Commerce Place; Suite 1000
Nashville, Tennessee 37219

Mr. Jerry Wulf
Andersen Corporation
Bayport, Minnesota 55082

IGCC[®] LABEL REQUIREMENTS

The IGCC certification label must be permanently marked on a visible portion of each sealed insulating glass unit or it is not certified by the manufacturer to IGCC. The label shall be etched, sand blasted, embossed, printed, painted or otherwise permanently marked on the spacer or at least one component pane of the sealed unit.

This label must be visible after installation in the building.

The IGCC permanent label must be in block capital letters and have a minimum height of 0.050 inches. The letters IGCC must be followed by the Federal Registration Mark [®] or a close facsimilie, i.e. IGCC [®] .

The IGCC permanent label must contain the IGCC number, CBA, CB or C and a date code spanning no more than a six month period, plus or minus one month and commencing with the beginning of each calendar year (effective for both the beginning and ending of each period). The IGCC permanent label must be affixed to certified products only at the time and place of manufacture. Outdated spacers may be hand stamped to bring the label up to date.

The alpha part of the label (C, CB, or CBA) will be considered as part of the IGCC number.

The permanent label must be affixed only to sealed insulating glass units of the licensee's own manufacture, which have been certified by the manufacturer through IGCC.

The permanent label must not be sold, transferred or otherwise disposed of in any manner other than being affixed to the licensee's certified production.

The permanent label must not be affixed to any product from which certification has been withdrawn or which is produced with a process basically different from the one used when certification was obtained.

Example of Minimum Labels:

IGCC[®] -666 CBA L80

MEETINGS OF THE CERTIFICATION COMMITTEE

The Certification Committee of the Insulating Glass Certification Council met on May 28 and 29, 1980.

Interested persons may obtain minutes of these meetings by writing to the Insulating Glass Certification Council.

By-laws are also available by writing to the Insulating Glass Certification Council.

Certification in this directory is up-to-date as of August 1, 1980; however, products may be authorized to use the permanent label or authorization removed from time to time. Please contact the IGCC office for the latest up-to-date information.

Direct all requests or any comments to:

Mrs. Jan Nance
Administrative Assistant
Insulating Glass Certification Council
1640 West 32 Place
Hialeah, Florida 33012

Telephone: 305-558-1480

* * * * *



1640 WEST 32 PLACE
HIALEAH, FLORIDA 33012
PHONE NO. 305-558-1480

**A GUIDELINE FOR YOUR ASSISTANCE IN ADVERTISING YOUR PRODUCTS
AND THEIR CERTIFICATION STATUS UNDER THE INSULATING GLASS
CERTIFICATION COUNCIL ("IGCC") CERTIFICATION PROGRAM:**

The following concepts are important to remember whether you are a Participant or Licensee in the IGCC Certification Program, or supplier to the sealed insulating glass industry. This discussion is intended to provide you with an accurate background description of the IGCC Certification Program, to help you avoid making possibly misleading, deceptive, or ambiguous statements regarding the Program in the advertising of your products.

1. IGCC is the sponsor of a Certification Program. IGCC does not certify products.
2. The Administrator inspects laboratories and checks their equipment; inspects Licensees' production and fabrication of specimens; and validates test reports and certification claims.
3. Laboratories test specimens to specific test methods and specifications, referenced by IGCC.
4. Manufacturer/Licensees "certify" their products, affirming that their products are constructed similarly to specimens which were inspected, tested and found to pass the stated criteria. A Licensee's Certification Statement is the imprinting, sandblasting, etching or other form of permanent marking of an IGCC Certification Program designation and number to its product.
5. IGCC does not have "members", inasmuch as the term "members" carries with it a connotation that some detailed criteria must be met in order to participate in the organization. Under the IGCC concept, anyone can participate, and "participants" simply must possess a "legitimate interest in the purposes of IGCC". Manufacturers, on the other hand, which are "fabricators of sealed insulating glass units", become Participants by virtue of executing a License Agreement with IGCC. Any manufacturer of insulating glass may voluntarily enter into a license agreement with IGCC, provided it intends to certify at least one product under the IGCC Certification Program. Thus, the proper term to use for a manufacturer Participant is Licensee.
6. Unit specimens, not their components, are tested under the IGCC Program. Thus, if you are a supplier to the industry, statements indicating that your components have complied with the test methods would be incorrect. A better nomenclature for example, would be, that "Units tested to ASTM E6-P3 containing our X component have been found to meet the requirements of Class Y".

Credibility in Industry Certification through Active Public Participation.

7. For clarity, it is well to remember that the test methods and specifications referenced by IGCC are “proposed” by ASTM, and have not reached full standard status as yet. In advertising, it would be well to quote the term “proposed”, or to emphasize the proposed condition in some way. In order to better describe the ASTM test methods and specifications being used by IGCC, listed below is the actual specification (and test methods) which you may want to reference:

1) Specification: ASTM E6-P3 “Proposed Specification for Sealed Insulating Glass Units”. ASTM E6-P3 sets forth classifications by virtue of the durability of time in test as applied to either of the two test methods. These classifications are Class CBA, Class CB and Class C.

The test methods to be applied to the above specification are:

1) Test Method: ASTM E6-P1, “Proposed Recommended Practices for Testing Seal Longevity of Sealed Insulating Glass Units”; or

2) Test Method: ASTM E6-P2, “Proposed Recommended Practices for Testing Seal Durability of Sealed Insulating Glass Units” (formerly the SIGMA test method).

8. Should you have any questions concerning the IGCC Certification Program, please contact:

Mrs. Jan Nance
Administrative Assistant
Insulating Glass Certification Council
1640 West 32 Place
Hialeah, Florida 33012
Telephone: 305-558-1480

PROCEDURAL GUIDE

INSULATING GLASS CERTIFICATION COUNCIL CERTIFICATION PROGRAM FOR SEALED INSULATING GLASS

FOREWORD

Acceptance of certified sealed insulating glass comes with the conviction that such certification assures a high level of quality and the integrity of the identifying mark or certification label is being reliably maintained by a competent certifying agency.

The proposed ASTM specification for sealed insulating glass provides a sound technical basis for the required quality of sealed insulating glass. With the addition of independent administration plus periodic routine inplant visits and product evaluation, a program of product certification is developed in accordance with the accepted American National Standards as contained in American National Standards Z34.1. The certification program described here is predicated upon the concept of independent and impartial administration of the certification procedures in the IGCC license agreement.

To insure administration of the certification program in a uniform and equitable manner, this procedural guide has been prepared for the information and guidance of the licensees.

It should be noted that the *IGCC license agreement* is the governing document for operation of the certification program. This procedural guide, which is not an extension of that document, serves merely to describe the administrative procedures and routine operation of the certification program.

GENERAL INFORMATION

The Certification Concept

The IGCC certification program is based upon the conviction that no standard of quality is good without the *continuous adherence of the licensees* to that standard.

To buyers, specifiers, code officials and users, the IGCC certification label offers the manufacturer's assurance that his sealed insulating glass units *have been produced in conformance* to the proposed ASTM specification E6-P3.

Who Can Participate?

Every manufacturer of sealed insulating glass is eligible, on a *voluntary basis*, to participate.

Who Conducts the Program?

The Insulating Glass Certification Council, a non-profit corporation, is the sponsor of this certification program. IGCC supervises the certification program under which the administrator periodically checks and reports compliance of the manufacturers of products having the IGCC certification label.

Administration

Certification Services Corporation (CSC), is the independent *administrator* of the certification program. CSC maintains the IGCC office of certification and handles the routine day to day business. All transactions are done in the name of IGCC.

How Can You Become a Licensee?

The following steps must be accomplished before IGCC can authorize a manufacturer to use the IGCC permanent label:

- a) The manufacturer must present a passing prototype report from an approved IGCC testing laboratory (fabrication of which was witnessed by the Administrator) to the IGCC office.
- b) The manufacturer signs two copies of the IGCC license agreement (including notarization of the Affidavit, Appendix A) and sends these to the IGCC office. IGCC will countersign both copies and return one to the licensee.

c) The Appendix A contains a description of the model (prototype report attached) that will be authorized to use the IGCC permanent label.

d) The licensee sends to IGCC the twelve month certification fee.

e) After receipt by IGCC of the above, the administrator validates that particular model and sends to the licensee a notice of authorization to use the IGCC permanent label. This number *must* be incorporated into the permanent label to be affixed on each certified sealed insulating glass unit.

f) The certified model will then be listed in the next published certified products directory.

HOW THE CERTIFICATION PROGRAM WORKS

American Society for Testing and Materials has proposed test methods and specifications for sealed insulating glass. Sealed insulating glass *must meet or exceed* the applicable specification before it can be certified.

IGCC recognized independent testing laboratories conduct all tests. All laboratories, whose test reports are utilized by this certification program, shall be approved by the IGCC certification committee.

Administrator Authorizes Certification

As a sole judge of compliance with the applicable specification, the administrator authorizes a product which has been approved to be listed in the certified products directory.

Licensees label sealed insulating glass units in accordance with the labeling requirements established by the IGCC certification committee.

Approved products are listed in the certified products directory, which is published at least every six months. It is sent to door, sash and building manufacturers, glazing contractors, home builders, architects, regulatory agencies and code-making groups, etc. Directory listings contain the licensee's name, plant location and product description.

The administrative verifies production at the licensee's manufacturing location twice per year by making unannounced inspections. The prototype test will be considered as the test for the first year of certification. During the first year, two inspections will take place at which time the inspector will compare current production with the product authorized to use the IGCC permanent label. During the first inspection in the second year, specimens will be fabricated for testing. IGCC will ask the manufacturer to produce twelve test specimens. The fabrication of these twelve test specimens is witnessed by IGCC and IGCC verifies that they are produced in accordance with the construction certified. The licensee is instructed to send these test specimens to an official IGCC testing laboratory where they are tested. The specimens must be shipped to the laboratory within four weeks of fabrication. Tests are made at the laboratory recommended by the licensee and selected by the administrator from the approved list.

A monthly report listing the status of testing is mailed to the licensee by IGCC on the 15th of each month.

Upon completion of the test, results are mailed promptly to the licensee by the administrator.

COMPLIANCE SAFEGUARDS

How is Compliance Assured?

Any certified product found in the course of routine inspection and evaluation not to be in compliance with the model description is subject to having authorization to use the IGCC permanent label removed. The licensee is sent a Request for Clarification giving thirty days in which to demonstrate to the satisfaction of the administrator that his product is in compliance with the model description that is certified. If he does not respond, a Warning of Possible Removal of Authorization to Use the IGCC Permanent Label is sent by certified mail; return receipt requested, giving an additional thirty days to respond. If he does not respond, authorization to use the IGCC permanent label is *automatically terminated* at the end of that thirty day period.

In the case of a routine test failing to comply with the specifications, the licensee will be officially notified by certified mail; return receipt requested that within 15 days he must respond, stating a retest fabrication is requested by paying all administrative and test fees. If there is no response within the 15 days, authorization to use the IGCC permanent label is *automatically terminated*. If the retest option is accepted, the administrator will perform an inspection and witness fabrication of the retest specimens within 45 days of payment of fees.

Challenging a Certified Product

Complaints of non-compliance from any corporation or business source will be investigated promptly by IGCC upon receipt of the complaint in writing along with an appropriate surety deposit. A minimum surety deposit of \$1,500 will be required for each complaint of non-compliance. The surety deposit will be assessed at the rate of \$300 per man plus the reasonable cost of travel and other expenses entailed in resolving such incidents. Refunds of part or all of the surety deposit will be made when applicable. All costs involved will be paid from the complainant's surety deposit, *unless* the investigation proves non-compliance, *in which case all costs will be borne by the licensee found to be in non-compliance.*

Complaints by Consumers

The administrator shall receive and log the complaint; responding to the consumer with a certified products directory and instructions on how to locate the IGCC label.

It will be the *consumer's responsibility* to identify the label, number, class and date code which appear on the spacer or glass and advise the administrator of the same. Note: If no IGCC label exists, the product has not been certified by the manufacturer to IGCC and the administrator and IGCC have *no further responsibilities or options.*

Once the consumer has identified the label, number, etc. and advised the administrator, the administrator shall respond, advising the consumer of the name, address, primary contact, model description and other pertinent information at hand as it pertains to the subject licensee. Note: If the complaint is being made for reasons of product appearance or failure such as glass quality, fogging, seal failure, dust, etc., the consumer shall be advised to contact the licensee or manufacturer directly. Some manufacturers and their dealers or distributors offer warranties on their products. Normal claims, procedures and legal remedies are available to consumers on a state by state basis.

If the consumer wishes to determine whether or not a labeled product is in *compliance* with the model described through an investigation by IGCC, the corporation or business challenge procedure shall be utilized. The surety deposit shall be modified to \$400 and charges per man day shall be assessed against the surety deposit in the amount of \$300 plus reasonable travel costs and other expenses.

Withdrawal of Certified Product.

Any product which has been authorized to use the IGCC permanent label may be voluntarily withdrawn from the Certification Program by the licensee at any time.

COSTS

What Does the Program Cost?

The initial fee will be for a period of twelve months. However, the next invoice to a licensee will have the fees prorated to the nearest whole month in such a manner that participation in the Certification Program will be on a February 1 to January 31 basis. A licensee is invoiced for each item that is certified and listed separately in the certified products directory. An *additional* invoice for testing laboratory fees will be issued prior to the six month period during which the specimens will be fabricated and tested.

Initial certification for each item will be for a period of twelve months commencing with acceptance of the license agreement. The next invoice will be prorated to a February 1 date.

CERTIFICATION PROGRAM DOCUMENTS AND AGREEMENTS

License Agreement

This agreement, incorporating independent program administration and routine, periodic, independent plant inspections, sampling and evaluation, governs the relationship between IGCC and the licensee.

Future amendments or revisions to the license agreement will be recommended by the IGCC certification committee and enacted by the IGCC Board of Governors.

Effective Date, Duration, and Termination

The License Agreement becomes effective on the date of its execution; has an initial duration of twelve months (adjustable to a February 1 to January 31 basis), and is automatically renewed for successive, additional periods of twelve months, unless either party gives notice at least sixty days prior to date of expiration that cancellation is requested or unless revoked by IGCC for causes set forth in the document.

Administrative Service Agreement

This agreement, entered into by IGCC and Certification Services Corporation, governs the relationship between IGCC and CSC, the independent administrator. In general, it provides that the administrator:

- a) routinely inspects licensee manufacturing facilities twice per year, and during the first inspection in the second and subsequent years, witnesses fabrication of specimens for testing at one of the IGCC testing laboratories
- b) has the right to witness any and all testing
- c) reviews all test reports in order to determine compliance of the certified product with the specifications
- d) inspects and approves all test laboratory facilities for use in this certification program (test laboratories are recognized or approved by the IGCC certification committee)
- e) publishes and mails the IGCC certified products directory twice each year
- f) handles all routine clerical duties of IGCC with respect to certification matters
- g) acts as IGCC treasurer, invoicing licensees, maintaining a bank account and dispersing funds (fiscal reports are made to the IGCC Board of Governors)
- h) attends all scheduled meetings of the IGCC certification committee and
- i) in all of its actions acts in the name of IGCC.

Procedural Guide

This guide outlines program procedures in accordance with the provisions of the License Agreement and the Administrative Service Agreement, for the guidance of those concerned with the procedural details of the certification program's operation. It covers the steps to be taken in any given procedural situation in the interest of equitable and uniform treatment of licensees and the preservation of the integrity of the certification program.

Certified Products Directory

This directory is the one document and publication that is normally in the public's eye and contains a listing of the certified sealed insulating glass units of each licensee.

Certification Label

This certification mark is permanently affixed to each unit of certified sealed insulating glass by the licensee. It contains a code that refers to the listing in the certified products directory. The listing then provides a product description including the company name, plant location, etc.

PROGRAM RESPONSIBILITY

The IGCC Board of Governors has overall responsibility for the well being and acceptance of the certification program by the industry, building officials and the public. It also bears legal corporate responsibility.

The IGCC certification committee has the responsibility for the general procedure and policy pertaining to operation of the certification program. As a part thereof, it:

- a) establishes "guidelines"
- b) determines the applicability of the specifications in a specific situation where a question is raised by a licensee or the administrator
- c) approves test laboratories
- d) determines which of the specifications are to be designated effective for the purposes of product certification and the date or dates on which they become effective
- e) recommends to the IGCC Board of Governors changes to be made in the license agreement.

COMMUNICATIONS

In all matters concerning the administration and implementation of the IGCC certification program, correspondence may be directed to any of the following:

IGCC Board of Governors
Mr. Donald J. Vild, President
Libbey-Owens-Ford Company
1701 East Broadway
Toledo, Ohio 43605

Telephone 419-247-4231

Insulating Glass Certification Council
Mr. Robert A. Nance, P.E.
Administrative Manager
1640 West 32 Place
Hialeah, Florida 33012

Telephone 305-558-1480

IGCC Certification Committee
Mr. Colin S. Brady, Chairman
Twin Pane
31251 Industrial Road
Livonia, Michigan 48150

Telephone 313-522-8400

Insulating Glass Certification Council
Mrs. Jan Nance
Administrative Assistant
1640 West 32 Place
Hialeah, Florida 33012

Telephone 305-558-1480

* * * * *

CERTIFICATION GUIDELINES AND INTERPRETATIONS

For guidance in labeling and certifying sealed insulating glass units the IGCC Certification Committee has adopted the following:

ALWAYS

The following situations permit the licensee to always certify and label the sealed insulating glass units with the same IGCC number.

GLASS

A.GL.1

Any change in glass thickness from that tested (3/16 inch is required in test specimens).

A.GL.2

Any change in glass tint or color from that tested (clear glass is required in test specimens).

A.GL.3

Any change in glass size from that tested (14 by 20 inches is required for test specimens).

A.GL.4

Any change in glass type (i.e. tempered, heat strengthened, laminated or patterned glass) from that tested (annealed glass is normally used in test specimens).

A.GL.5

Any change in glass shape from that tested (rectangular glass is required in test specimens). This guideline permits the same IGCC number on triangular, circle head, trapezoidal and other shapes.

A.GL.6

Any change in glass supplier from that tested.

SPACER

A.SP.1

Any change in air space dimension from that tested (one quarter inch air space is required in test specimens).

A.SP.2

Any change in spacer wall thickness from that tested.

A.SP.3

Any change in spacer seam design (i.e. butt seam or lock seam) from that tested.

A.SP.4

Any change in supplier of spacer from that tested, everything remaining the same.

A.SP.5

Soldered, welded or brazed spacer corners may be used with the same IGCC number.

A.SP.6

Mechanically fastened and sealed corners (those with keys) may be changed from one material to another provided that the substrate of the key does not change from that tested. It can be changed to the substrate of the spacer, however.

DESICCANT

A.DE.1

Equal amount or increase in quantity of the identical desiccant per inch of edge will not require a different IGCC number, however up to one fourth less may be used in proportion to reduction of air space dimension from that tested.

A.DE.2

A change in supplier of the same general type of desiccant from that tested will not require a different IGCC number.

A.DE.3

The use of the same desiccant manufactured in different particle size ranges will not require a different IGCC number.

SEALANT

A.SE.1

Any increase in moisture vapor transmission path length is an acceptable alternate for labeling.

NEVER

The following situations never permit the licensee to certify and label with the same IGCC number. They require the use of a different IGCC number.

SPACER

N.SP.1

A change in spacer material, i.e. aluminum to steel or any other material will require a different IGCC number.

N.SP.2

A change in spacer surface finish, i.e. anodized to mill finish or hot dip to electro galvanized, will require a different IGCC number.

N.SP.3

A change in corner design from mechanical to soldered, welded or brazed and vice versa will require a different IGCC number.

N.SP.4

A change in corner key material to another material, except for same material as the spacer, will require a different IGCC number.

DESICCANT

N.DE.1

A change in general type of desiccant will require a different IGCC number.

SEALANT

N.SE.1

In a single sealant system, a change in general type of sealant will require a different IGCC number.

N.SE.2

In a two sealant system, a change in general type of primary sealant will require a different IGCC number.

N.SE.3

In a two sealant system, a change in general type of secondary sealant will require a different IGCC number.

N.SE.4

Any decrease in the minimum design moisture vapor transmission path length will require a different IGCC number.

N.SE.5

Any increase in thickness of design moisture vapor transmission path (glass to spacer dimension) will require a different IGCC number.

GENERAL

G.1

A licensee is permitted to insert the open end of a breather tube in a bag or container of desiccant during shipment of a specimen to the test laboratory.

G.2

The addition of a breather tube is acceptable even though not in the test specimen.

G.3

The addition of edge protection such as metal banding, metallic foil, barrier coat, etc. is acceptable with the same IGCC number.

G.4

Inorganically coated glass may be used provided that the sealant or sealants contact glass or contact silica or a glass like material and no other organic materials have been introduced into the system and the layers of silica and metal have a bond strength in excess of the sealant bond strength.

G.5

Situations that are not included in the Always or Never categories listed above, fall into the gray area. The gray area situation is covered by minutes item 10.10.77.10 and is repeated here.

When there is a change and the licensee desires to use the same IGCC number, the licensee shall:

- 1) immediately notify the administrator with all details of the change.
- 2) establish equivalency by passing the same level of ASTM test as certified to by:
 - a) having specimens tested at an IGCC independent testing laboratory or
 - b) having specimens tested at an in house (licensee) facility or
- 3) demonstrate the equivalency of the change to the satisfaction of the certification committee.
(Specimens not required.)

Specimens must be fabricated and submitted to the laboratory within two weeks after notification of the administrator. During the test period, the licensee may temporarily use the certification label on a provisional basis.

Testing done in house by a licensee must be done under the surveillance of the administrator.

G.6

A minimum of 12 specimens, up to a maximum of 24 specimens, will be fabricated for testing purposes. (No more than 12 specimens may be shipped to the laboratory at one time.)

G.7

The permanent label shall be etched, sand blasted, embossed, printed, painted, or otherwise permanently marked on the spacer or at least one component pane of the sealed unit.

G.8

Test specimens shall be constructed utilizing all of the components of the muntin system which are used in the ultimate product and shall be situated in a four light divided arrangement in a diagonal diamond pattern. The IGCC label can not be used on a sealed insulating glass unit unless the tested prototype contained internal muntins.

G.9

When a licensee is producing only unlabeled units at the time of an unannounced plant inspection, the licensee will be requested by the IGCC inspector to label at least one unit in accordance with Guideline G.7 to permit completion of the inspection. (The label may be hand scribed or crayon marked on the inside surface.)

G.10

If a licensee is not producing units at the time of an unannounced inspection, a labeled unit from inventory may be cut apart for inspection, provided that the date code is within the inspection period.

G.11

A portion of an unannounced inspection will be a check, to some degree, to determine whether a licensee is using an IGCC label on unauthorized units.

G.12

Units fabricated for test during an unannounced inspection must be shipped within four weeks of the date of fabrication. If they are not, the inspection is considered invalid and another inspection must take place. All costs related to this guideline are to be borne by the licensee.

G.13

The administrator shall remove authorization to use the IGCC permanent label from all of any licensee's products for failure to pay monies due to IGCC within 30 days of invoice date (reference License Agreement A.13 and B.6).

G.14

The prototype test will be considered as the test for the first year of certification. The next fabrication for testing purposes will be in the first half of the second year.

G.15

Multiple air space units may be labeled with the same IGCC number as single air space units, provided that the construction of each space complies with the guidelines for single space units; pressure communication of spaces is permitted, but not required.

G.16

In cases where a routine test fails to comply with the Specifications:

- a) Upon notification of failure of routine test samples to reach the certified level, the licensee will be officially notified by certified mail; return receipt requested. Within 15 days the licensee must respond to the certified letter stating a retest fabrication is requested by paying all required administrative and test fees. If there is no response within 15 days, authorization to use the IGCC permanent label will be removed.

If the retest option is accepted:

- 1) Request for retest option is granted by IGCC only by receipt in full of any administrative and retest fees within 15 days of date of mailing of the notification of failure.
 - 2) IGCC will perform an inspection and witness fabrication of retest specimens within 45 days of payment of fees in 1) above.
 - 3) Licensee must ship and deliver retest specimens to the testing laboratory within 7 days of fabrication. (Copy of shipping papers and delivery receipt must be received by IGCC within 14 days of fabrication of retest specimens.)
- b) There is to be no change in certification status during the retest period.
 - c) All routine inspections will continue. Sample fabrication for subsequent routine testing of the questionable model will be suspended pending the outcome of the retest.
 - d) If the retest units comply, they shall be considered as the next routine test.
 - e) If the retest units fail, the licensee is issued a cease and desist order on use of the label immediately.
 - f) The licensee may choose to accept certification at any level passed by the retest, although it might be a lower level than originally desired.

G.17

A licensee may accept certification to any level passed on any test (retest, prototype, routine testing) under any IGCC supervised testing conditions.

G.18

The alpha part of the label (C, CB, or CBA) will be considered as part of the IGCC number.

G.19

A test run to the same level on units having coated glass with similar results on uncoated glass units would be an alternate for labeling for that particular coating and unit. The thickest and thinnest coating tested shall be sufficient demonstration of an alternate for labeling rather than every thickness being tested.

G.20

Authorization to use the IGCC permanent label will be removed if a routine inspection discloses that a licensee is labeling units containing the same unauthorized construction for the third time.

G.21

If a licensee manufactures the same product using the same technology, at a different location, a certification number with a temporary status will be issued, provided that within thirty days a test be initiated. The prototype must pass the same level of test as the original model certified.

IGCC® APPROVED LABORATORIES PRESENTLY CONDUCTING TESTS

LABORATORIES

TEST METHODS

Architectural Testing, Inc.
1360 North George Street
York, Pennsylvania 17404
Attention: Mr. Ancel L. Lee, Jr., P.E.
Telephone 717-846-7700

P-2

Bowser-Morner Testing Laboratories
420 Davis Avenue
Dayton, Ohio 45401
Attention: Mr. R.J. Rosencrans
Telephone 513-253-8805

P-1

ETL Testing Laboratories, Inc.
Route 11 Industrial Park
Cortland, New York 13045
Attention: Mr. Claude F. Robb
Telephone 607-753-6711

P-1 and P-2

National Certified Testing Laboratories, Inc.
One Interstate Plaza
York, Pennsylvania 17402
Attention: Mr. Dale E. Hein, P.E.
Telephone 717-846-1200

P-2

Jim Spetz Testing Laboratory
29308 Armadale Avenue
Wickliffe, Ohio 44092
Attention: Mr. James L. Spetz, P.E.
Telephone 216-944-3665

P-2



Adopted: May 13, 1977
Revised: July 1, 1978
Revised: May 28, 1980

1640 WEST 32 PLACE
HIALEAH, FLORIDA 33012
PHONE NO. 305-558-1480

PARTICIPANT'S AGREEMENT

I have read the PURPOSES of the INSULATING GLASS CERTIFICATION COUNCIL and hereby declare that I have a legitimate interest in the goals of the Council. I further declare that I do not manufacture insulating glass units nor am I employed by any company which is in such manufacturing business; as such I do not qualify to become a Licensee of the Insulating Glass Certification Council. In view of the above declaration, I wish to be recognized as a "participant" in the Insulating Glass Certification Council.

Print Name: _____ Date: _____

Address: _____ Phone: _____

City: _____ State: _____ Zip: _____

My interest in the Council is: _____

Signature: _____

ARTICLE II

Section 1 - PURPOSES

The purposes of the Insulating Glass Certification Council shall be:

1. Promote public benefit by encouraging maintenance of the highest standards of excellence in the manufacture of insulating glass.
2. To encourage and cooperate in developing standards related to performance characteristics of insulating glass products.
3. To plan, organize, direct, coordinate and sponsor a certification program for insulating glass manufacturers to assure that their products meet applicable standards and/or performance requirements, adopted or approved by the Council.

ANNUAL FEE

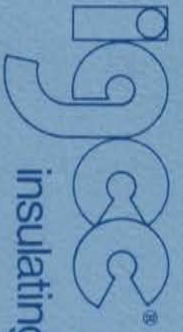
The annual fee for a participant will be \$250.00 per company.

There will be no fee for public interest or consumer participants.

Credibility in Industry Certification through Active Public Participation.

**PROPOSED SPECIFICATION FOR
SEALED INSULATING GLASS**

The manufacturer shall certify and permanently label all sealed insulating glass units to class (insert here C, CB, or CBA) through the Insulating Glass Certification Council (IGCC) program.




insulating glass certification council

1640 west 32 place
hialeah, florida 33012

future editions of this certified products directory
will be sent to individuals making a request on their
corporate letterhead.

to



THIRD CLASS MAIL

NON-PROFIT ORGANIZATION
U.S. POSTAGE
PAID
HIALEAH, FLORIDA
Permit Number 308